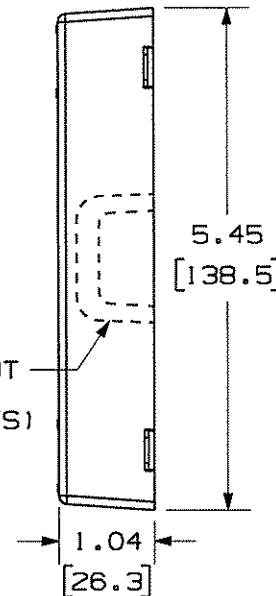
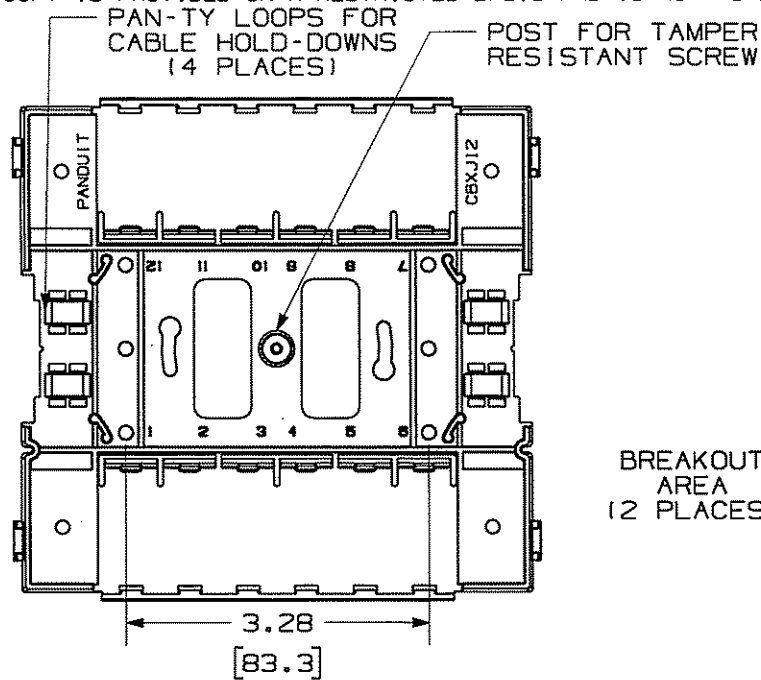


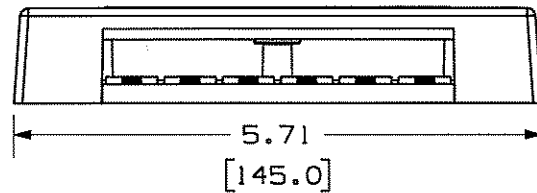
THIS COPY IS PROVIDED ON A RESTRICTED BASIS AND IS NOT TO BE USED IN ANY WAY DETRIMENTAL TO THE INTERESTS OF PANDUIT CORP.



PANDUIT P/N	WEIGHT
CBX12**-AY	2.87 LB/10 PCS (1306 g/10 PCS)

NOTES:

1. SEE CURRENT CATALOG FOR ADDITIONAL PART NUMBER SUFFIXES TO INDICATE COLOR AND OR PACKAGE QUANTITY.
2. SEE CATALOG FOR A COMPLETE LIST OF PARTS APPLICABLE FOR USE WITH THIS PART.
3. DIMENSIONS IN () ARE IN METRIC.
4. BOX INCLUDES:
 - 1- BOX BASE
 - 1- BOX COVER
 - 4- PLT1.51-M PAN-TY
 - 1- LABEL/ LABEL COVER
 - 2- MOUNTING SCREW
 - 1- MOUNTING SCREW (USED TO SECURE COVER TO BASE)
 - 2- STRIP OF 3.00" X .75" FOAM TAPE FOR MOUNTING
5. BASE HAS FOUR POCKETS FOR OPTIONAL MAGNET (CBM-X)
6. BREAKOUTS DESIGNED TO ACCEPT LDS/LDP5 AND LDS/LDP10 RACEWAY.
7. BASE MATERIAL THICKNESS= .090(2.29).



NO WARRANTY, EXPRESSED OR IMPLIED, IS MADE BY PANDUIT WITH RESPECT TO ADHESIVE BOND PERFORMANCE. AMONG OTHER THINGS, THE CONDITIONS UNDER WHICH THESE MOUNTS MAY BE APPLIED AND/OR THE SURFACE TO WHICH THEY MAY BE APPLIED ARE BEYOND PANDUIT'S CONTROL.

DRAWING FILENAME	MO2479EX_DC130_00A.PRT	SIZE	A
------------------	------------------------	------	---

MINI-COM 12 POSITION SURFACE MOUNT BOX CUSTOMER DRAWING

<p>PANDUIT™ CORP. TINLEY PARK, ILL 60477</p>	1:1 NUMBER	N/A
	PRODUCT SPEC	N/A
	WORK INSTRUCTION	N/A
	SCALE	NONE
<p>THIRD ANGLE PROJECTION</p>	<p>ALL DIMENSIONS ARE GIVEN IN INCHES, UNLESS OTHERWISE SPECIFIED.</p> <p>DIMENSIONAL TOLERANCES ARE: (.X) ± (.XXX) ± .010(.31) (.XX) ± .031(.8) ANGLES ±</p>	
DRAWN BY JsP	MATERIAL:	PART NO. CBX12**-AY
DATE 12-27-06	BOX: ABS	DRAWING NO. 02479-130

REV	DATE	BY	CHK	DESCRIPTION	ECN	R	CUST	SUP	OTH
R	12-27-06	JsP	<i>[Signature]</i>	RELEASED TO PRODUCTION	02479-130	<i>[Signature]</i>	<i>[Signature]</i>		